

MODULAR MODELS

RTM, RTPM and RTGM models are units intended to be mounted adjacent to each other, allowing the tower to grow to any size, capable of handling any heat load.



ADVANTAGES OF MODULAR CONFIGURATION

- Modular towers can have an unlimited number of modules to increase capacity and accommodate any heat load.
 - Capacities starting at 178 Nominal Tons², increasing according to size and number of modules.
- Modular configuration saves space:
 - It requires less plan area because the towers are joined together.
- Different options to meet all needs:



Reduced time of installation vs field-erected

Modular towers are easy to ship and require less time for assembly and installation. This will reduce handling and rigging labor cost.



	RTM	RTPM	RTGM
Fans per module	Two direct drive fans	Two direct drive fans (PM Motor ³)	Single gear driven fan ⁴
Capacities per module	Starting at 227 Ton	Starting at 265 Ton	Starting at 178 Ton
CTI certified models	360	92	452

1. This Limited Warranty is valid only in the United States & Canada.
 2. A Nominal TON is defined as 3 GPM of water cooled from 95°F HWT to 85°F CWT with a 78°F WBT.
 3. Permanent Magnet Motor.
 4. Standard: Gear drive system. Optional: can be configured with a Direct Drive Permanent Magnet Motor.

RTM, RTPM and RTGM models can be arranged in multiple ways, these are the most common:

-L Orientation:

Parallel to the long axis of module, side-by-side.



-S Orientation:

Aligned on the short axis of module, end-to-end.



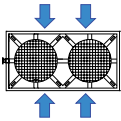
-X Orientation:

Arrangement with one short side and one long side open per module.

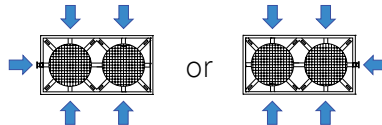


RTM, RTPM AND RTGM models are designated according to the type of air inlet arrangement.

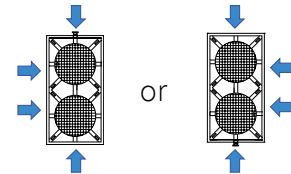
T1 module type with 2 air inlets: on both long sides of the unit (-S orientation).



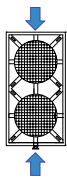
T1 module type with 3 air inlets: on both long sides and on one of the narrow sides of the unit (-S orientation).



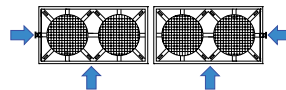
T1 module type with 3 air inlets: on one of the long sides and on both narrow sides of the unit (-L orientation).



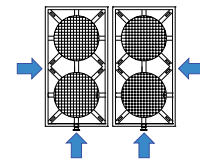
T2 module type with 2 air inlets: on both narrow sides of the unit (-L orientation).



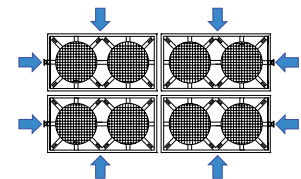
T2 module type with 2 air inlets: Two-module arrangement with one short side and one long side open per module joined together by the short axis (-S orientation).



T2 module type with 2 air inlets: Two-module arrangement with one short side and one long side open per module joined together by the long axis (-X orientation).



T2 module type with 2 air inlets: Four-module square arrangement with one long-side and one short-side open per module (-X orientation).



Modular models are available in the following sizes:

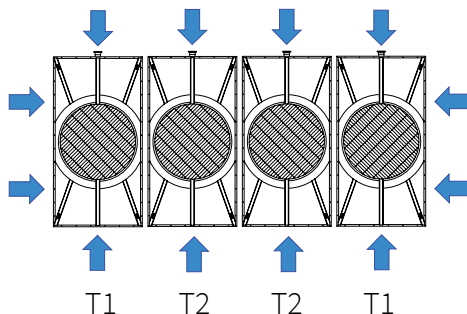
MODELS			
MODULE SIZE (ft)	RTM	RTPM	RTGM
7 x 14	x	x	
8 x 12			x
8 x 16	x	x	
8 x 19	x	x	
8 x 22	x	x	
8 x 24	x	x	
8 x 27	x	x	
10 x 12			x
10 x 14			x
10 x 16			x
10 x 20			x
12 x 12			x
12 x 14			x
12 x 16			x
12 x 18			x
12 x 20			x
12 x 22			x
12 x 23			x



RTM, RTPM and RTGM models nomenclature

Ex. RTM, RTPM or RTGM-1216115-D-1T1-2T2-1T1-L

RTM, RTPM and RTGM nomenclature describe the modules arrangement according to module type.



RTM, RTPM or RTGM	Modular unit
12	Indicates unit width per Module
16	Indicates unit length per Module
1	Number of motors (one motor for each Module)
15	Motor HP = 15 horse power
D	Indicates fill configuration = 6 feet
1T1-2T2-1T1	Type of modules and installation sequence: one T1 + two T2 + one T1 modules
L	Orientation along the long axis of unit, side by side
	<ul style="list-style-type: none"> - No suffix indicates standard fan - LS indicates low sound fan option - SLS indicates super low sound option - All RTGM models are low sound by design. - All RTPM models are ultra low sound by design.

COOLING TOWER CONSTRUCTION FEATURES

- Induced Draft, counterflow.
- All FRP Construction (Fiberglass Reinforced Polyester).
- **15-Year Warranty¹** on casing and structure.
- Corrosion resistant.
- Life expectancy of 30+ years⁵.
- The durable, STRUCTURAL FRP construction of REYMSA towers allows them to operate in the most **severe climate conditions** around the world, such as desert, coastal and sub-freezing temperatures when proper operating methods and controls are followed.
- Structural Integrity: meets high wind velocity requirements.
- Exceed energy efficiency per ASHRAE Standard 90.1
- Minimum maintenance.
- Permanently bonded UV protection.
- Offers excellent performance in a compact footprint.
- Seamless basin = No leaks.
- Water conservation - Fiberglass materials support water treatment with higher cycles of concentration and less purge.

1. This Limited Warranty is valid only in the United States & Canada.
5. CTI Guideline 152, page 5 of 16, section 1.3: "Life of Structure - A reasonable anticipated life of 30-35 years can be expected from an FRP structure tower."



REYMSA COOLING TOWERS, INC.

Visit our website: www.reymrsa.com

Toll free: **1.866.445.2043**

Tel: **(956) 568.4062**

email: **sales@reymrsa.com**